

# Benefits of Patient-level tracking

## A Key Step in Effective Patient-level Tracking

Jason Rawlings, CRCST  
Service Desk Manager, Censis

# Objectives

---

1. The participant will be able to explain the rationale and importance of scanning containers/sets in the OR.
2. The participant will be able to identify options to promote OR staff scan compliance for successful patient-level tracking processes
3. The participant will have an understanding how to link a set to a surgical case using CensiTrac



# Regulatory Standards and Trends

---

- According to The Joint Commission:
  - Standard IC.02.02.01 states “The hospital reduces the risk of infections associated with medical equipment, devices and supplies.”
  - With a lack of monitoring and documentation of sterilization or high-level disinfection of equipment it is difficult to track the use of equipment on a specific patient, complicating the patient notification process when an outbreak occurs.

The Joint Commission. Improperly sterilized or high-level disinfected equipment.  
(2014, May). Quick Safety, Issue 2

# Regulatory Standards and Trends

- UDI: An FDA Initiative
  - The UDI initiative evolved out of the fact that there was no system that could collect on-going data on medical devices and link individual patients to a specific device to which they have had exposure. *But change is coming...*

Class I and devices not classified as Class 1, Class II, or Class III that are required to be UDI labeled	Labeling Requirements Data Submission Requirements Date Format Requirements	September 24, 2020
	Direct Marking Requirements	September 24, 2022

Note: This schedule is valid as of the date this document was published.



# Important Note...

---

- If your sites scans instruments to containers/sets in Assembly/Prep and Pack, CensiTrac keeps track of what instruments were part of which containers/sets for a specific case on a certain date.
- OR only scans containers/sets to case tracking

# Barriers to Patient-level Tracking

---

- Industry moved toward rigid containers (“Cans”)
- Each set labeled on the outside of the container and inside basket using a dynamo label maker
- RNs were to document the number of sets used in patient’s electronic health record
- No way of tracking location or usage of set
- Multiple hiding places for sets
- When a set was missing, process that supported tracking containers fell apart

# Using CensiTrac to Your Advantage

---



- Key functionality to link sets to cases
  - Options to minimize scans based on processes
  - OR Scheduler to promote efficient delivery to the OR
- Process options to support tracking assets to cases
  - Good
  - Better
  - Best
- Reporting tools to retrieve data when needed


# Determining Scan Points (Good Options)

---


- SPD links sets to Case (Good Option)
  - track assets built to a case cart using manual case tracking
- SPD links sets to Case (Better Option)
  - track assets built to a case cart using the OR scheduler interface
- OR links sets to Case (Best Option)
  - OR staff scans only the used assets after each case

# Linking Sets to Cases with CensiTrac

Go Back Main Menu Classic Shortcuts Welcome Pat Logout  

 Report Start Next Case Send Scanned Data

### Case Information

 Type or scan the case number

Case Number

Case Physician

Case Procedure Name

### Case Items

Total Scanned : 0

Qty	Catalog	Description		
-----	---------	-------------	--	--

# Linking Sets to Cases with OR Scheduler

Welcome Pat

Go Back Main Menu Classic Shortcuts Logout

Case Status Incomplete Carts Container Status Expedite List Stat List Summary All Reprocessing Only Metro General Disabled Configure

**Case Status**

Actions	Case Reference	Due	Room	Doctor	Est Time	Cart	Cart Status	Location	Status
☰	57127	Fri 5:00 PM (3:31)	MG OR #1	Edwards			Complete		✓
☰	57294	Fri 5:00 PM (3:31)	MG OR #2	Miller			Complete		✓
☰	57937	Fri 6:00 PM (4:31)	MG OR #3	Lang			Complete		✓
☰	57939	Fri 6:00 PM (4:31)	MG OR #4	Orson			Complete		✓
☰	58034	Fri 10:00 PM (8:31)	MG OR #1	Edwards	2:00				●
☰	58930	Fri 10:00 PM (8:31)	MG OR #2	Miller	4:00				●
☰	59691	Sat 1:00 AM (11:31) ▶ Was : Fri 6:00 PM (4:31)	MG OR #2	Miller	2:00	Case Cart 1	Incomplete	Metro General Cart Assembly	●
☰	60661	Sat 1:00 AM (11:31) ▶ Was : Fri 6:00 PM (4:31)	MG OR #3	Lang	4:00	Case Cart 1	Incomplete	Metro General Cart Assembly	●
☰	61016	Sat 4:00 AM (14:31)	MG OR #2	Miller	4:00				●
☰	61320	Sat 4:00 AM (14:31)	MG OR #3	Lang	4:00				●
☰	61344	Sat 4:00 AM (14:31)	MG OR #4	Orson	4:00				●
☰	60711	Sat 4:00 AM (14:31) ▶ Was : Fri 3:00 AM (-10:28)	MG OR #1	Edwards	12:00	Case Cart 1	Incomplete	Metro General Cart Assembly	●

1 - 12 of 12 items

**Status Key**

- ⚠ Stat
- ⚠ Expedite
- Standard
- ⚠ Not Available
- ✓ Fulfilled
- 📅 Expired
- ⊘ Canceled

# *Question and Answer*